

WORD WORK

THREE LETTER BLENDS PACK

Three sample worksheets from the 'Three Letter Blends Pack' are shown, illustrating various activities for learning words with three-letter blends.

Worksheet 1: scroll

- Trace: scroll
- Color: scroll (with a scroll illustration)
- Dot: SCROLL (with letters in circles)
- Plant: scroll (with blue dot markers)

Worksheet 2: three

- Trace: three
- Color: three (with a hand showing three fingers)
- Dot: THREE (with letters in circles)
- Plant: three (with blue dot markers)

Worksheet 3: Word Practice

Directions: Use the picture to get a word. Find the word under the picture, and write the word.

Word Practice Wheel:

- spin again
- scrape
- shred
- splurge
- squaw
- spr
- strum
- shrimp
- shi

Handwritten words on lined paper:


- scrape
- splurge
- shred
- strawberry


Features:

Dot Art



Two worksheets for dot art. The first is for the word "scroll" and the second is for the word "three".

scroll 

three 







Part 1: Tracing the word with dotted lines.

Part 2: The word formed by colored circles (orange for 'scroll', yellow for 'three').

Part 3: The word formed by blue dots for dot art.

Worksheet for cut and paste activity.

Illustrations: a person thrashing, a person squawking, a person strumming, a shrimp, a pavilion, a hand pointing.

	
<input type="text"/>	<input type="text"/>
	
<input type="text"/>	<input type="text"/>
	
<input type="text"/>	<input type="text"/>

thrash	squaw	spr
strum	shrimp	shi

Word Practice worksheet.

Directions: Spin the spinner to get a word. Find the word color the picture next with the appropriate color.

Spinner words: sprain, spin again, shred, scrape, strawberry, splurge, squeeze, spin again.

Activities: Color a person scraping, a person splurging, a person shredding, a strawberry.

Handwriting practice lines for: scrape, splurge, shred, strawberry.



Cut and Paste



Spin and Write
Word Practice

SPIN AND WRITE WORD PRACTICE

Name Beth

Word Practice

Directions: Use the spinner to get a word. Find the word, color the picture, and write the word neatly.



scrape



splurge



shred









strawberry









CUT AND PASTE

Name _____

	
<input type="text"/>	<input type="text"/>
	
<input type="text"/>	<input type="text"/>
	
<input type="text"/>	<input type="text"/>

fry pre
crumb br

Name Mary

	
<input type="text" value="flame"/>	<input type="text" value="plane"/>
	
<input type="text" value="glad"/>	<input type="text" value="blanket"/>
	
<input type="text" value="claw"/>	<input type="text" value="sleeve"/>

DOT ART

Name: Emily

Trace it.

three

Color it.

three

Dot it.

T H R E E

Paint it.

three



This worksheet is divided into three horizontal sections. The top section is for tracing and coloring, with the name 'Emily' written in the top left. The middle section is for dot art, showing the word 'THREE' in yellow circles. The bottom section is for painting, showing the word 'three' formed by blue dots. To the right of the tracing and dot art sections is a large illustration of a hand with three fingers extended, which is colored in a light brownish-orange.

Graphics and Fonts



Thank you for downloading my content!
Find more great ideas at:

www.educationtothecore.com